



FRONT VIEW



REAR VIEW

Features

- ▶ Analog Addressable Module
- ▶ Style "B" or Style "D" Initiating Device Circuit
- ▶ Monitors Alarm or Supervisory Device Contacts
- ▶ 1 Form "C" Dry Contact
- ▶ Additional Voltage Monitoring Input
- ▶ LED Status Indicator
- ▶ Low Power Consumption
- ▶ Mounts in 4" Square Electrical Box
- ▶ Dip Switch Address Setting

Approvals and Listings

Underwriters Laboratories (File No. S2184)
 NYC MEA (MEA No. 32-95-E)
 California State Fire Marshal (7300-1496:127)
 City of Chicago

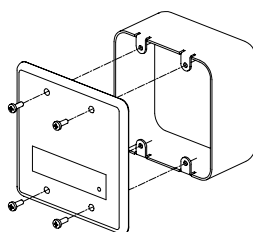


Description

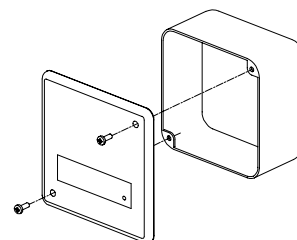
The F900-820 Switch Monitor Input-Output Module is an addressable device that provides a Style "B" (Class B) or Style "D" (Class A) initiating device circuit to monitor dry contact initiating devices and a voltage sensitive input monitoring point to monitor the absence of DC voltage. The module's output provides a Form "C" dry contact for control or override functions. The module features a LED status indicator that blinks during communication. The LED can be programmed to come on steadily when the initiating device circuit goes into alarm or the output is activated.

Installation

The F900-820 mounts in a standard double gang or 4" square electrical box.



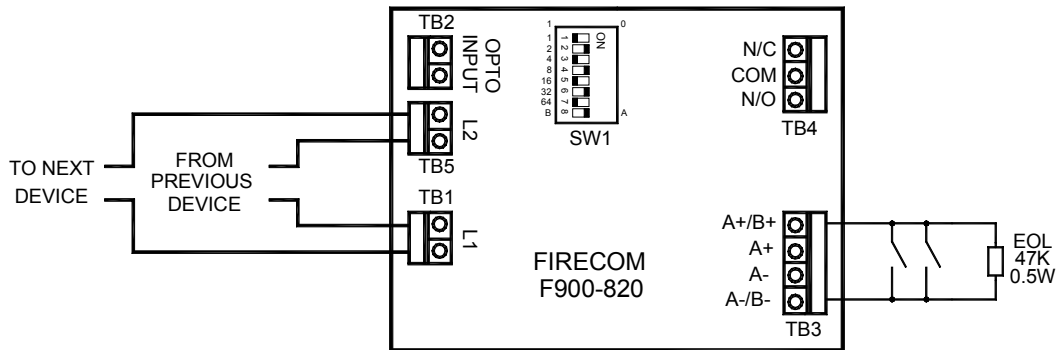
REF NEMA OS 1-1989
 FIGURE 210 4" DOUBLE-GANG
 SQUARE BOX OR EQUIVALENT



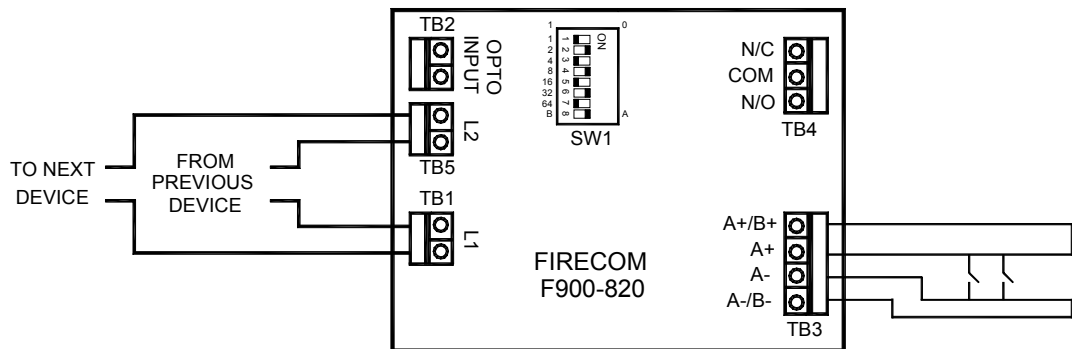
REF NEMA OS 1-1989
 FIGURE 110 4" SQUARE
 BOX OR EQUIVALENT

Wiring Connection

F900-820 Style B (Class B) Wiring



F900-820 Style D (Class A) Wiring



Notes

1. All wiring must conform to applicable local codes, ordinances & regulations. e.g. NFPA 72.
2. Any power supply connected to the Relay contacts should be independent, regulated, 24v DC, and Listed for Fire Protection, with battery backup. Relay contacts shown in RESET condition.
3. Select Class A or B mode using BIT 8 of DIL switch.
4. OPTO I/P Max 30v into 10K
LOW = <1v HIGH > 4v
5. Relay Rating, 1A @ 24Vdc, 500mA @ 120Vac, 500mA @ 70.7Vac in fire protection applications.
6. Current consumption @ 24V nominal Standby 850µA. LED on, and relay contact closed 5mA MAX.
7. All circuits are Power Limited except TB4 (Relay Contacts). If this Terminal is connected to a Non Power Limited Source, remove the lower portion of the Power Limited label along the kiss cut. Use only Limited Energy cable Types FPL, FPLR or FPLP on power Limited circuits.

Ordering Information

Model No.	Part No.	Description
F900-820	70501	Switch Monitor Input-Output Module

It is our intention to keep the product information up to date and accurate. We cannot cover all specific applications or anticipate all requirements. All specifications are subject to change without notice. For more information contact: FIRECOM, INC.